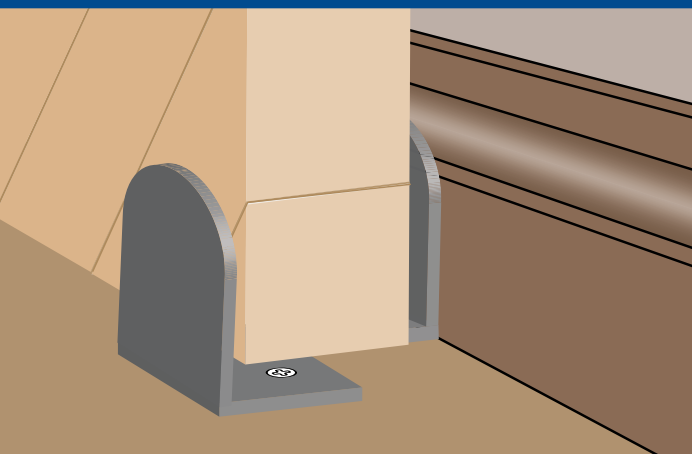




MODEL No. SDH-DFG-*

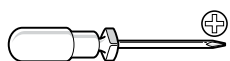
INSTALLATION MANUAL



Stainless Steel

Matte Black

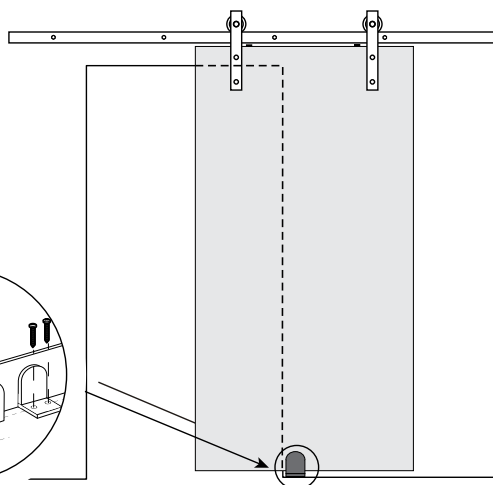
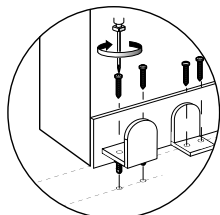
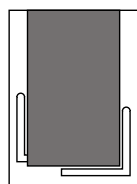
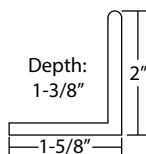
TOOLS REQUIRED



• Phillips Head Screwdriver

INCLUDED IN KIT

Set of Non-Routed Floor Guides	x1
Screws	x4
Floor Anchors	x4



Fasten the metal floor guides to the floor using the screws provided. The opening will depend on the thickness of your door. The guides are adjustable and will accept any door thickness.